




**Hettich**



# Index

<b>Hettich - Furniture Fittings</b>	
Hinges	02 - 11
Drawers and Runners	12-19
Drawer components	20-22
Inserts	23-25
Sliding and Folding	26-43
Fittings	44-51
Handles	52-53
Office Systems	54-59



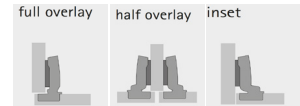
Technology for furniture – our passion for over a century. Throughout the world, the Hettich brand stands for quality, innovation, reliability and closeness to customers. Some 6,000 people at Hettich develop intelligent technology for furniture – with renewed commitment every day. Hettich is at home in Kirchleingern, Germany, where we create compelling solutions for people around the globe – solutions that make a big difference in furniture and in people's lives.

**\*\*Hettich Core is all ex stock from NAA - To view the full Hettich Range please see catalogues all available on request or online at [www.hettich.com](http://www.hettich.com)**

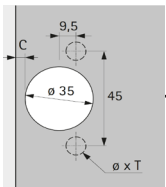
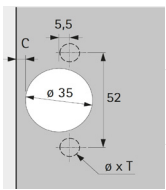
## Hinges

### Fast assembly concealed hinge with integrated Silent System

- Sensys 8645i
- Opening angle 110°, packaging unit 200 ea.
  - Concealed hinge with clip on installation & integrated Silent System
  - Quality classification under EN 15570, Level 3
  - For door thickness 15 - 24 mm
  - Cup diameter 35 mm
  - Cup depth 12.8 mm
  - Integrated +/- 2 mm overlay adjustment
  - Integrated depth adjustment + 3 mm / - 2 mm
  - Height adjustment at mounting plate
  - Hinge arm material: steel, nickel plated
  - Hinge cup material: steel, nickel plated



#### Drilling Pattern

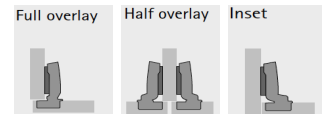


Description	Type	Item code	PU	Vol/ Page
Screw on TH 42	Full overlay	9071205	200	1/33
	Half overlay	9073606	50	1/32
	Inset	9073607	50	1/32
Flash fast assembly THS55 Fits Hettich Machines	Full overlay	9073611	200	1/32
	Half overlay	9073612	50	1/32
	Inset	9073613	50	1/32
Flash fast assembly THS55 Fits Orange Machines	Full overlay	9073623	200	1/32
	Half overlay	9073624	50	1/32
	Inset	9073625	50	1/32
Angle limiter, restricts from 110 to 85		9072540	50	1/82
Angle limiter installation aid		9081657	100	1/84

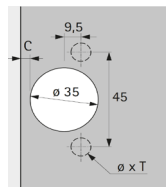
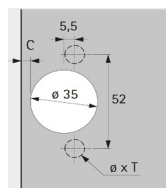
See page 10 & 11 for mounting options

### Fast assembly concealed hinge with integrated Silent System

- Sensys 8631i for **thick doors**
- Opening angle 95°
  - Concealed hinge with clip on installation and integrated Silent System
  - Quality classification under EN 15570, Level 2
  - For door thickness of 15 – 32 mm
  - Cup diameter 35 mm
  - Cup depth 12.8 mm
  - Integrated overlay adjustment + 2 mm / - 2 mm
  - Integrated depth adjustment + 3 mm / - 2 mm
  - Height adjustment at mounting plate
  - Hinge arm material: steel nickel plated
  - Hinge cup material: steel nickel plated



#### Drilling Pattern



Description	Type	Item code	PU	Vol/ Page
Screw on TH 42	Full overlay	9091400	50	1/38
	Half overlay	9091410	50	1/38
	Inset	9091420	50	1/38
Flash fast assembly TH54 Fits Hettich Machines	Full overlay	9091402	50	1/38
	Half overlay	9091412	50	1/38
	Inset	9091422	50	1/38
Flash fast assembly TB54 Fits Orange Machines	Full overlay	9091432	50	1/38
	Half overlay	9091442	50	1/38
	Inset	9091452	50	1/38
Angle limiter, restricts from 95 to 85		9103006	50	1/83

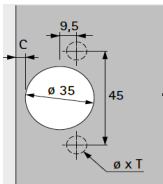
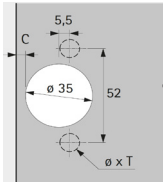
See page 10 & 11 for mounting options

## Fast assembly concealed hinge with integrated Silent System

- Sensys 8657i zero protrusion hinge
- Opening angle 165°
- Concealed hinge with clip on installation & integrated Silent System
- Quality classification under EN 15570, Level 3
- For door thickness of 15 – 32 mm
- Cup diameter 35 mm
- Cup depth 11.6 mm
- Integrated +/- 2 mm overlay adjustment
- Integrated depth adjustment + 3 mm / - 2 mm
- Height adjustment at mounting plate
- Opening angle can be reduced by means of optional accessories
- Zero protrusion hinge
- Hinge arm material: steel, nickel plated
- Hinge cup material: steel, nickel plated



### Drilling Pattern



Description	Type	Item code	PU	Vol/ Page
Screw on TH 42	Full overlay	9099540	50	1/48
Flash fast assembly TH54 Fits Hettich Machines	Full overlay	9099542	50	1/48
Screw on TH 42	Non Soft close version, Full overlay	9099600	50	1/49
Flash fast assembly TB54 Fits Orange Machines	Full overlay	9099562	50	1/48
Angle limiter, restricts from 165 to 105 or 120		9090756	50	1/83
Angle limiter, restricts from 165 to 90 or 135		9090864	100	1/83
See page 10 & 11 for mounting options				

## Fast assembly concealed hinge

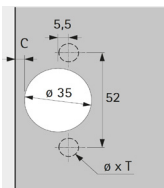
- Intermat 9930 with cup in Sensys design for corner cabinet folding doors
- Opening angle 50°/65°



- Concealed hinge with clip on installation
- Quality classification under EN 15570, Level 2
- Cup diameter 35 mm
- Cup depth 12.8 mm
- Diagonal adjustment + 9.5 mm / - 9.5 mm
- Integrated overlay adjustment, see diagram
- For integrated height adjustment, see diagram
- Height adjustment at mounting plate
- Hinge arm material: zinc die-cast nickel plated
- Hinge cup material: steel, nickel plated



### Drilling Pattern



Description	Type	Item code	PU	Vol/ Page
Screw on TH 42	Overlay	9090109	50	1/70
See page 10 & 11 for mounting options				

## Fast assembly concealed hinge with integrated Silent System

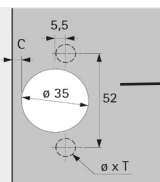
- Sensys 8646i for thin doors
- Opening angle 110°



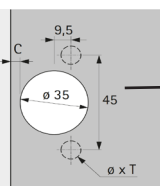
- Hinge with clip on installation without self closing feature
- For example, for Push to open applications
- Quality classification under EN 15570, Level 3
- For door thickness of 10 – 16 mm
- Cup diameter 35 mm
- Cup depth 7.8 mm
- Integrated +/- 2 mm overlay adjustment
- Integrated depth adjustment + 3 mm / - 2 mm
- Height adjustment at mounting plate
- Hinge arm material: steel, nickel plated
- Hinge cup material: steel, nickel plated
- Note: attachment of the hinge is to be selected depending on the material and quality and is to be assured via a suitable test.



### Drilling Pattern



Description	Type	Item code	PU	Vol/ Page
Flash fast assembly TH54 Fits Hettich Machines	Full Overlay	9094276	50	1/44
Screw on TH42	Full Overlay	9094270	50	1/44



Description	Type	Item code	PU	Vol/ Page
Flash fast assembly TB58 Fits Orange Machines	Full Overlay	9094306	50	1/44
See page 10 & 11 for mounting options				

## Fast assembly concealed hinge with integrated Silent System

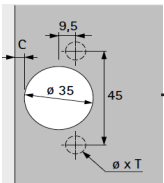
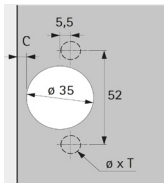
- Sensys 8639i W45
- For 45° face angle applications, opening angle 95°



- Concealed hinge with clip on installation and integrated Silent System
- Quality classification under EN 15570, Level 3
- For diagonal base units, carcass angle 135°
- For door thickness 15 - 28 mm
- Cup diameter 35 mm
- Cup depth 12.8 mm
- Integrated overlay adjustment + 2 mm / - 2 mm
- Integrated depth adjustment + 3 mm / - 2 mm
- Height adjustment at mounting plate
- Hinge arm material: zinc die-cast nickel plated
- Hinge cup material: steel nickel plated



### Drilling Pattern



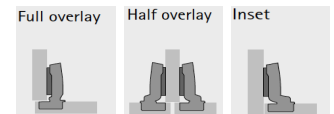
Description	Type	Item code	PU	Vol/ Page
Screw on TH 42	Overlay	9088019	50	1/56
Flash fast assembly TH54 Fits Hettich Machines	Overlay	9088055	50	1/56
Flash fast assembly TB54 Fits Orange Machines	Overlay	9088061	50	1/56
See page 10 & 11 for mounting options				

## Fast assembly concealed hinge

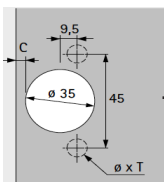
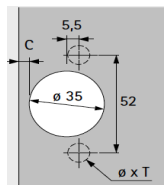
- Intermat 9943
- Opening angle 110°



- Concealed hinge with clip on assembly
- Quality classification under EN 15570, Level 3
- For door thickness 15 - 25 mm
- Cup diameter 35 mm
- Cup depth 11.6 mm
- Integrated overlay adjustment + 2 mm / - 2 mm
- Integrated depth adjustment + 2.5 mm / - 1.5 mm
- Height adjustment at mounting plate
- Hinge arm material: steel, nickel plated
- Hinge cup material: steel, nickel plated



### Drilling Pattern



Description	Type	Item code	PU	Vol/ Page
Screw on TH 42	Full overlay (48049)	1029518	200	1/112
	Half overlay	48051	50	1/112
	Inset (48052)	1030922	200	1/112
Flash fast assembly TH44 Fits Hettich Machines	Full overlay	48059	50	1/112
	Half overlay	48061	50	1/112
	Inset	48062	50	1/112
Press Fit TB 53 Fits Orange Machines	Full overlay (48056)	1029522	200	1/112
	Half overlay	48057	50	1/112
	Inset	48058	50	1/112
See page 10 & 11 for mounting options				

## Special hinge

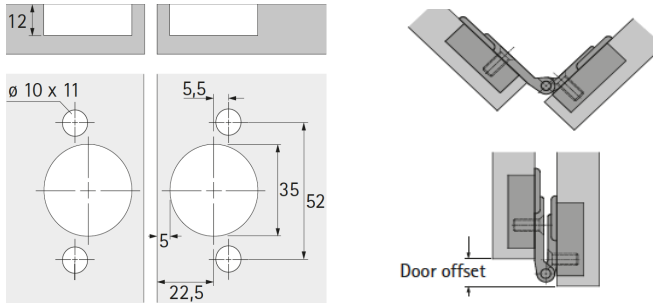
- Centre hinge
- For folding doors, opening angle 180°



- Centre hinge for folding doors
- For door thicknesses from 15 mm
- Same drilling pattern for door and side element both elements are mounted separately
- The reveal can be infinitely adjusted from minimum reveal to + 4 mm, application is always flush
- Gradual adjustment of the pivot offset with 0 mm, 3 mm and 6 mm
- Zinc die-cast nickel plated

Description	Type	Item code	PU	Vol/ Page
Screw on TH 42	Centre hinge with adjustable offset pivot	46787	10	1/267

## Drilling Pattern



## Fast assembly concealed hinge Intermat 9935 for door thicknesses up to 43 mm

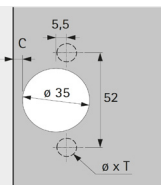
- Intermat 9935 for door thicknesses up to 43 mm
- Opening angle 95°



- Concealed hinge with clip on assembly
- Quality classification under EN 15570, Level 2
- For door thickness 16 - 43 mm
- Cup diameter 40 mm
- Cup depth 13.7 mm
- Integrated overlay adjustment + 2 mm / - 2 mm
- Integrated depth adjustment + 2.5 mm / - 1.5 mm
- Height adjustment at mounting plate
- Hinge arm material: zinc die-cast nickel plated
- Hinge cup material: zinc die-cast nickel plated



## Drilling Pattern



Description	Type	Item code	PU	Vol/ Page
Screw on TH 42	Full Overlay	73925	10	1/124
See page 10 & 11 for mounting options				

## Fast assembly concealed hinge

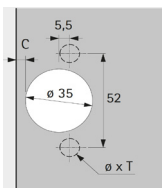
- Intermat 9936 W90
- For 90° face angle applications, opening angle 95°



- Concealed hinge with clip on assembly
- Quality classification under EN 15570, Level 2
- For 90° carcass angle
- For door thickness 14 - 28 mm
- Cup diameter 35 mm
- Cup depth 11.1 mm (Fix 11.6 mm)
- Integrated adjustment of door offset + 2 mm / - 2 mm
- Integrated reveal adjustment + 2 mm / - 2 mm
- Height adjustment at mounting plate
- Hinge arm material: zinc die-cast nickel plated
- Hinge cup material: steel, nickel plated



### Drilling Pattern



Description	Type	Item code	PU	Vol/ Page
Screw on TH 42	Inset	77708	50	1/148
See page 10 & 11 for mounting options				

## Fast assembly concealed hinge

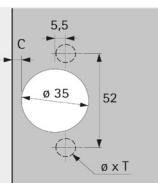
- Intermat 9936 W45
- For 45° face angle applications, opening angle 95°



- Concealed hinge with clip on assembly
- Quality classification under EN 15570, Level 2
- For 45° carcass angle
- For door thickness 14 - 32 mm
- Cup diameter 35 mm
- Cup depth 11.1 mm (Fix 11.6 mm)
- Integrated overlay adjustment + 2 mm / - 2 mm
- Integrated depth adjustment + 2 mm / - 2 mm
- Height adjustment at mounting plate
- Hinge arm material: zinc die-cast nickel plated
- Hinge cup material: steel, nickel plated



### Drilling Pattern



Description	Type	Item code	PU	Vol/ Page
Screw on TH 42	Full Overlay	48096	50	1/140
See page 10 & 11 for mounting options				



## Fast assembly concealed hinge without self closing feature - For Push to Open

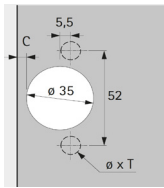
- Intermat 9973
- Opening angle 110°



- Hinge with clip on assembly without self closing feature
- For example, for Push to open applications
- Quality classification under EN 15570, Level 3
- For door thickness 15 - 25 mm
- Cup diameter 35 mm
- Cup depth 11.6 mm
- Integrated overlay adjustment + 2 mm / - 2 mm
- Integrated depth adjustment + 2.5 mm / - 1.5 mm
- Height adjustment at mounting plate
- Hinge arm material: steel, nickel plated
- Hinge cup material: steel, nickel plated



### Drilling Pattern



Description	Type	Item code	PU	Vol/ Page
Screw on TH 42	Full Overlay	9043361	50	1/114
Screw on TH 42	Inset	9043363	50	1/114
See page 10 & 11 for mounting options				

## Push to open opening system for handleless furniture fronts

- Push to open Magnet for drilling in



- For full overlay doors
- Large adjustment range of 6 mm
- Opening movement 1.4 mm
- For using short stroke / long stroke options, see „Application areas / recommended applications“, see pages 208 - 209
- For installation, see installation notes, see pages 221 - 223
- Plastic

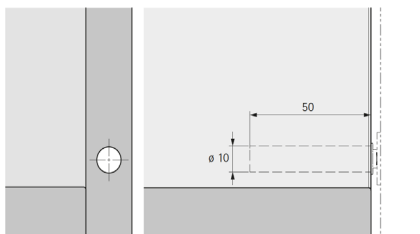
- Push to open Magnet Designer adapter



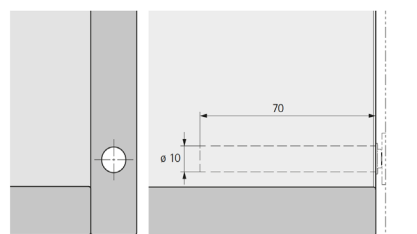
- High quality designer adapter for upgrading furniture range
- For combination with all Push to open drill in versions
- Push to open drill in version must be ordered separately
- Suitable for full overlay, half overlay and inset doors
- Attachment housing material: plastic, anthracite
- Housing material: zinc die-cast nickel plated

Description	Type	Item code	PU	Vol/ Page
Anthracite Push to open magnet for drilling in. Long stroke	For use with unsprung hinges as above	9089632	25	1/215
Anthracite Push to open magnet for drilling in. Long stroke	For use with sprung hinges	9089638	25	1/213
Anthracite Push to open magnet for drilling in.	Screw on	9089633	25	1/218

### Drilling Pattern for short stroke, overlay door



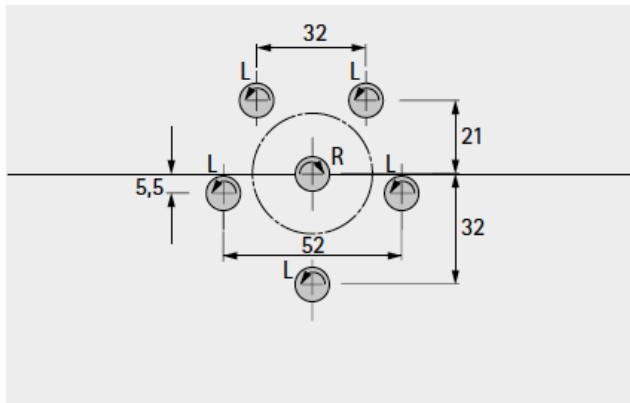
### Drilling Pattern for long stroke, overlay door



## BlueMax Mini



### Drilling Pattern



### Compact power drill with hand lever

- Drilling unit with 6 drilling spindles
- Fence with work bench
- 1 set of drill bits (1 x  $\varnothing$  35 mm clockwise, 2 x  $\varnothing$  10 mm anticlockwise)
- 2 pendulum stops
- Please order drill bits separately

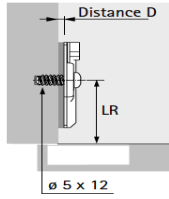
Page reference:

- For accessories, see page 1149
- For drill bits, see pages 1151 - 1152

Description	Item code	PU	Vol/ Page
Compact power drill with hand lever	42222	1	2/1148

## Mounting Plates

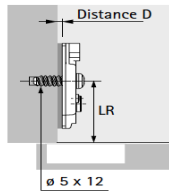
### Cross Mounting plate with premounted Euro Screws



- ▷ For ø 5 x 12 mm drilling's
- ▷ Quality classification under EN 15570, Level 3
- ▷ Hole spacing 32 mm
- ▷ Oblong hole height adjustment ± 3mm
- ▷ Steel, nickel plated

Distance	Description	Type	Item code	PU	Vol/ Page
0mm (18mm Carcase)	Single part	Euro screw	9075055	50	1/75
0mm (18mm Carcase)	Single part	Euro screw	9071625	200	1/75
3mm (For Inset)	Single part	Euro screw	9075057	50	1/75
3mm (For Inset)	Single part	Euro screw	9071627	200	1/75

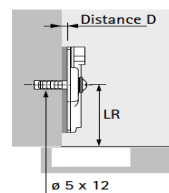
### Cross Mounting plate with premounted Euro Screws



- ▷ For ø 5 x 12 mm drilling's
- ▷ Quality classification under EN 15570, Level 3
- ▷ Hole spacing 32 mm
- ▷ Oblong hole height adjustment ± 2mm
- ▷ Steel, nickel plated

Distance	Description	Type	Item code	PU	Vol/ Page
0mm (18mm Carcase)	2 part adjustable	Euro screw	9075080	50	1/78
0mm (18mm Carcase)	2 part adjustable	Euro screw	9071665	200	1/78
3mm (For Inset)	2 part adjustable	Euro screw	9075082	50	1/78
3mm (For Inset)	2 part adjustable	Euro screw	9071667	200	1/78

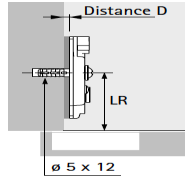
### Cross Mounting plate with expanding sockets and special screws



- ▷ For ø 5 x 12 mm drilling's
- ▷ Quality classification under EN 15570, Level 3
- ▷ Hole spacing 32 mm
- ▷ Oblong hole height adjustment ± 2mm
- ▷ Steel, nickel plated

Distance	Description	Type	Item code	PU	Vol/ Page
0mm (18mm Carcase)	2 part adjustable	Expanding dowel	9075070	50	1/77
0mm (18mm Carcase)	2 part adjustable	Expanding dowel	9071655	200	1/77
3mm (For Inset)	2 part adjustable	Expanding dowel	9075072	50	1/77
3mm (For Inset)	2 part adjustable	Expanding dowel	9071657	200	1/77

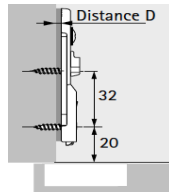
## Cross Mounting plate with premounted chipboard screws



- ▷ For drilling's max.  $\varnothing$  2.5 mm
- ▷ Quality classification under EN 15570, Level 3
- ▷ Hole spacing 32 mm
- ▷ Oblong hole height adjustment  $\pm$  2mm
- ▷ Steel, nickel plated

Distance	Description	Type	Item code	PU	Vol/ Page
0mm (18mm Carcase)	2 part adjustable	Chipboard screw	9075085	50	1/78
0mm (18mm Carcase)	2 part adjustable	Chipboard screw	9071670	200	1/78
3mm (For Inset)	2 part adjustable	Chipboard screw	9075087	50	1/78
3mm (For Inset)	2 part adjustable	Chipboard screw	9071672	200	1/78

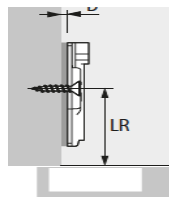
## Press in linear mounting plate



- ▷ For 3.5mm  $\varnothing$  16 mm countersunk screws
- ▷ Quality classification under EN 15570, Level 3
- ▷ Eccentric cam height adjustment  $\pm$  2 mm
- ▷ Steel, nickel plated

Distance	Description	Type	Item code	PU	Vol/ Page
20mm hole distance	Screw on	1.5mm	9075095	50	1/79
20mm hole distance	Knock in	1.5mm	9075098	50	1/79

## Cross Mounting plate for screwing on



- ▷ For 4.5mm  $\varnothing$  x 16 mm countersunk screws
- ▷ Quality classification under EN 15570, Level 3
- ▷ Hole spacing 32 mm
- ▷ Oblong hole height adjustment  $\pm$  3mm
- ▷ Steel, nickel plated

Distance	Description	Type	Item code	PU	Vol/ Page
0.0mm hole distance	Single part	Euro screw	9071575	200	1/74
3.0mm hole distance	Single part	Euro screw	9071577	200	1/74